

VIAVI

T-BERD/MTS-6000A Compact Network Test Platform

Multilayer Solution for Network Installation and Maintenance

The highly integrated, modular VIAVI Solutions T-BERD®/MTS-6000A (V2) test platform can be used during all fiber network life-cycle phases. It offers field service technicians the greatest performance and versatile field upgradeability available today. The platform can be equipped with various options, such as a SATA hard disk, WiFi, Bluetooth, 4G/5G, and VFL/power meter/talk set, or other useful capabilities.

The flexibility of interchangeable module carriers and various plug-in modules let users create a platform that meets today's specific testing needs and yet it can evolve seamlessly to meet tomorrow's ever-changing network requirements.



Portable and upgradeable platform with interchangeable test modules increases technician productivity



Key Benefits

- Scalable multitest platform evolves with your network and associated test requirements (physical to service layer)
- Optimized for workflow and cloud integration (Ethernet, WiFi, Bluetooth, 4G/5G and beyond)
- Future-proofed, highly modular platform with field-upgradeable options and modules increases productivity
- StrataSync™ cloud-enabled software option increases field productivity

Key Features

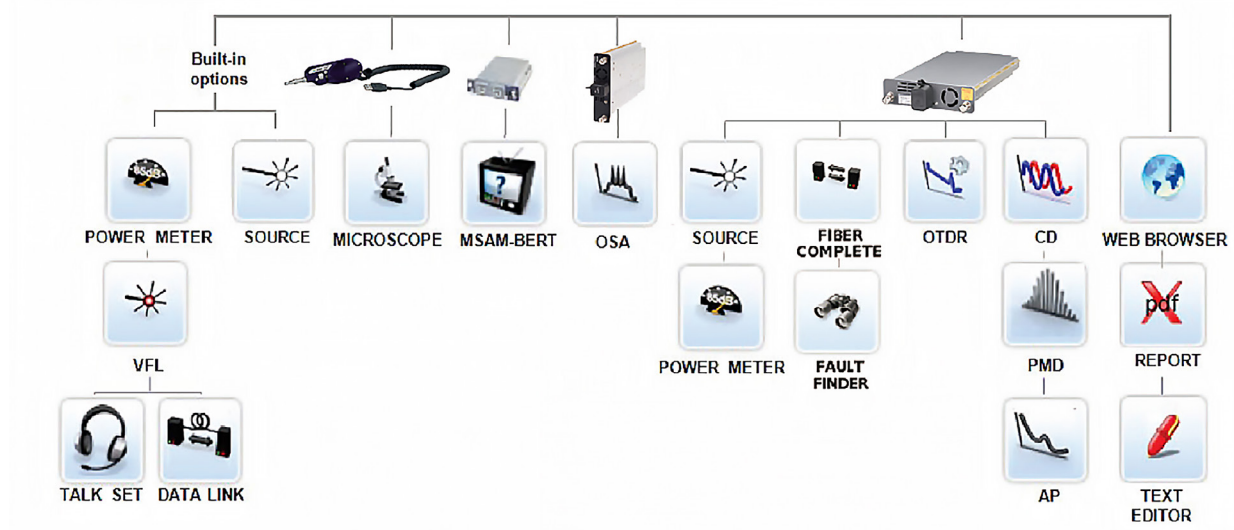
- Compact, lightweight, modular, and highly integrated platform
- Multilayer network solution for testing the physical through services layers
- Field-upgradeable VFL, power meter, talk set, and video inspection scope options
- Over 40 physical single-mode or multimode fiber test application modules available
- Multiservice capability for Ethernet and SONET/SDH tests
- Upgrade testing capabilities with interchangeable module carriers, application modules, and platform options
- Open Linux Operating System

Applications

- Perform bidirectional OTDR and loss test set measurements
- Perform 10 G, 10 GE, and 40 G fiber dispersion testing (PMD/CD/AP)
- Optical spectrum analyzers for use installing and maintaining CWDM/DWDM networks
- Test 10 GE LAN- and WAN-PHY at 850, 1310, and 1550 nm

Scalable Equipment is Ideal for Field Testing

The test applications in the highly integrated, compact, modular T-BERD/MTS-6000A (V2) platform's scalable, single-module carrier can expand easily to add new capabilities for current and future network testing needs. The platform's 8-inch color touch screen display and intuitive graphical user interface (GUI) improves viewing in any conditions. Its high-capacity Lithium-ion (LiON) battery extends life when used with high-powered modules. Other features include a video inspection scope (via USB port) and field-upgradeable optical test functions, such as visual fault locator (VFL), power meter, and optical talk set.

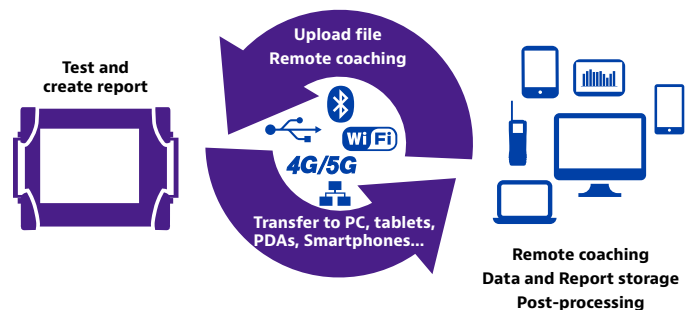


Boost Productivity with Seamless Data Workflow

The T-BERD/MTS-6000A V2 can store media to its internal memory, SD card, USB dongle, or an optional 100 GB SATA hard disk. Users in secure environments can also store data/setup to a removable hard disk.

The platform also has field-upgradeable options for quick and easy remote control, as well as data/reports and setup upload/downloads using USB, Bluetooth, or via WiFi, Ethernet, or 4G/5G networks.

SmartAccessAnywhere offers technical support with remote access from anywhere.



Designed for Modularity and Connectivity

- 1 AC/DC input
- 2 Stylus
- 3 Visual fault locator (VFL) option
- 4 Power meter option
- 5 Optical talk set option
- 6 SD card
- 7 RS422/GPS
- 8 1 GE port
- 9 Two USB 2.0 ports
- 10 Headset jack
- 11 Mini USB 2.0 port
- 12 On/Off
- 13 Loudspeaker
- 14 8-inch indoor/outdoor color touch screen display
- 15 Direct access keys and Start/Stop
- 16 Navigation keypad
- 17 Plug-in module
- 18 E6100 complete carrier module
- 19 Hard disk drive option (built-in)
- 20 WiFi/Bluetooth (built-in)
- 21 Battery door




A Module Carrier for Every Testing Need

The multidimensional design of the T-BERD/MTS-6000A (V2) provides optimal configuration flexibility with extended battery life. The fiber module carrier is best suited for fiber applications; whereas, the high-powered battery in the transport and fiber module carrier extends battery life when used with the carrier Ethernet (MSAM) or other intensive fiber applications.



Back of the module carrier where other modules are attached



Fiber module carrier



Transport and fiber module carrier

Empower Your Assets with StrataSync

StrataSync is a hosted, cloud-based solution that lets providers manage assets, configurations, and test data for VIAVI instruments to ensure that all instruments have the latest software and options installed. StrataSync manages inventory, test results, and performance data anywhere with browser-based ease to improve technician and instrument efficiency. StrataSync manages and tracks test instruments, collects and analyzes results from the entire network, and informs and trains the workforce.



StrataSync

Specifications (Typical 25°C)

Platform	Description
Display	8 in TFT color touch screen, LCD 800x600, with high-visibility option
I/O interfaces	2 USB 2.0 ports 1 mini-USB 2.0 port RJ45 LAN 10/100/1000 Mbps 1 RS422 interface Built-in Bluetooth (optional) Built-in WiFi 802.11 b/g/n (optional) 1 audio jack 1 micro SD interface
Internal memory	2GB (128MB for storage)
Power Supplies	
Battery type	Standard removable LiON batteries
AC/DC adapter	Input 100–240 V, 50–60 Hz, Output 19 V DC/4.7 A
Size	
Mainframe with one 6100 module carrier and battery (LxHxW)	290 x 188 x 97 mm (11.5 x 7.4 x 3.8 in)
Weight	
Mainframe only (without battery and module)	2.4 kg (5.3 lb)
Mainframe with fiber carrier module, one module (e.g. OTDR) and battery	3.4 kg (7.5 lb)
Environmental	
Operating temperature range (no options)	–20 to +50°C (–4 to 122°F)
Operating temperature range (all options)	0 to +40°C (32 to 104°F)
Storage temperature	–20 to +60°C (–4 to 140°F)
Humidity	0 to 95% noncondensing
Base Unit Optical Interfaces (optional)	
Power Meter¹	
Calibrated wavelengths	850, 1310, 1490, 1550, 1625 nm
Wavelength range	800 to 1650 nm in 1 nm increments
Accuracy ²	±0.2 dB
Measurement range ³	+10 to –60 dBm
Maximum resolution	0.01 dB/0.01 nW
Connector type	Universal push/pull (UPP)

Talk Set	
Dynamic range	45 dB
Function	Telephone, data transfer
Laser class	Class 1
Connector type	Universal push/pull (UPP)
Visual Fault Locator (VFL)	
Wavelength	650 nm
Emission mode	CW, 1 Hz
Laser class	Class 2 as per standards EN60825-1 and FDA21 CFR Part 1040.10

1. At 25°C after 20 minutes for stabilization and after zero setting
2. At calibrated wavelength (except 1650 nm)
3. –45 dBm from 800 to 1650 nm

Ordering Information

Base Instrument	
Description	Part Number
T-BERD/MTS-6000A V2 platform with high visibility color touch screen display (includes fiber module carrier)	ETB6000AV2M-F/ EM6000AV2M-F
T-BERD/MTS-6000A V2 platform with high visibility color touch screen display (includes transport and fiber module carrier)	ETB6000AV2M-EF/ EM6000AV2M-EF
Built-in optical power meter and VFL with 2.5 mm UPP connectors	E80EPMVFL
Built-in optical talk set (adapter to be configured), optical power meter, and VFL (2.5 mm UPP connectors)	E80ETSPMVFL
Built-in WiFi option	Included as standard
External USB Bluetooth dongle	E60EBLUE
Additional high-power LiON rechargeable battery	E60LIHP2
100 GB SATA hard disk option (required for Transport applications)	E60V2HDISK
Accessories	
Description	Part Number
Wrap-around carrying case for 6000A (V2)	ESCASE6KV2
Soft case	E40SCASE1
Optical FiberTrace 2 software	EOFS100
Optical FiberCable 2 software	EOFS200
Optical Connectors*	
Field-replaceable connectors: EUNIPCFC, EUNIPCSC, EUNIPCST, EUNIPCDIN, EUNIPCLC, EUNIAPCFC, EUNIAPCSC, EUNIAPCST, EUNIAPCDIN, and EUNIAPCLC	

* Connectors for the loss test set and talk set options must be the same type.

VIAVI Care Support Plans

Increase your productivity for up to 5 years with optional VIAVI Care Support Plans:




- Maximize your time with on-demand training, priority technical application support and rapid service.
- Maintain your equipment for peak performance at a low, predictable cost.

Plan availability depends on product and region. Not all plans are available for each product or in every region.

To find out which VIAVI Care Support Plan options are available for this product in your region, contact your local representative or visit: viasolutions.com/viavicareplan

Features

*5-year plans only

Plan	Objective	Technical Assistance	Factory Repair	Priority Service	Self-paced Training	5 Year Battery and Bag Coverage	Factory Calibration	Accessory Coverage	Express Loaner
 BronzeCare	Technician Efficiency	Premium	✓	✓	✓				
 SilverCare	Maintenance & Measurement Accuracy	Premium	✓	✓	✓	✓*	✓		
 MaxCare	High Availability	Premium	✓	✓	✓	✓*	✓	✓	✓

COVERTTEL
TELECOMMUNICATIONS GROUP

Need local support?

Contact: Brad Wilmore

Email: brad@covertel.com.au

Mobile: +61 433 115 101 Office: 03 9381 7888

Get quick assistance without international delays.



Contact Us **+1 844 GO VIAVI**
(+1 844 468 4284)

To reach the VIAVI office nearest you,
visit viasolutions.com/contact

© 2021 VIAVI Solutions Inc.
Product specifications and descriptions in this document are subject to change without notice.
Patented as described at
viasolutions.com/patents
6000av2-ds-fop-tm-ae
30175776 903 1121

viasolutions.com